

The community

Vocabulary

Objectives

- talk about places
- ask for directions
- give directions

Picture dictionary



A. Listen.

http://jeisee.com/tten/text/download/sound/?id=677&filename=U02_01_p24_A.mp3

Workplaces

- | | |
|-----------------|-----------------|
| ① a hospital | ⑤ a restaurant |
| ② a post office | ⑥ a supermarket |
| ③ a bank | ⑦ a parking lot |
| ④ a school | |

Rooms and other places

- | | |
|------------------|---------------|
| ⑧ a restroom | ⑫ an office |
| ⑨ a supply room | ⑬ an exit |
| ⑩ a meeting room | ⑭ an entrance |
| ⑪ a hall | |

Other words

- | |
|------------|
| ⑮ a person |
| ⑯ people |
| ⑰ old |
| ⑱ new |

B. Listen again and repeat.

http://jeisee.com/tten/text/download/sound/?id=678&filename=U02_02_p24_B.mp3

C. Now listen and point to the pictures.

http://jeisee.com/tten/text/download/sound/?id=679&filename=U02_03_p24_C.mp3

🔊 How to say it



at home



at work



at school



at 22 Church Street

🔊 How to say it

- in the restroom
- in the parking lot
- in the supply room
- in the meeting room

D. Write the name of each place. Write a or an.



1. a meeting room



2. _____



3. _____



4. _____



5. _____



6. _____

▶ Do it yourself!

A. Write the names of other rooms or places. Write a or an.

1. a kitchen
2. _____
3. _____
4. _____

B. Pair work. Read your words to your partner.



Practical conversations

Model 1 Ask about people.

A. Listen and read.

http://jeisee.com/tten/text/download/sound/?id=681&filename=U02_05_p26_A.mp3

A: Are Sandra and Elena here?

B: No, they're not. They're in the office.

A: Excuse me?

B: They're in the office.



B. Listen again and repeat.

http://jeisee.com/tten/text/download/sound/?id=682&filename=U02_05_p26_B.mp3

C. Pair work. Now ask about real people.

A: Are _____ and _____ here?

B: No, they're not. They're _____.

A: Excuse me?

B: They're _____.

Model 2 Ask about places.

A. Listen and read.

http://jeisee.com/tten/text/download/sound/?id=683&filename=U02_07_p26_A.mp3

A: Where are the restrooms?

B: They're down the hall, on the right.

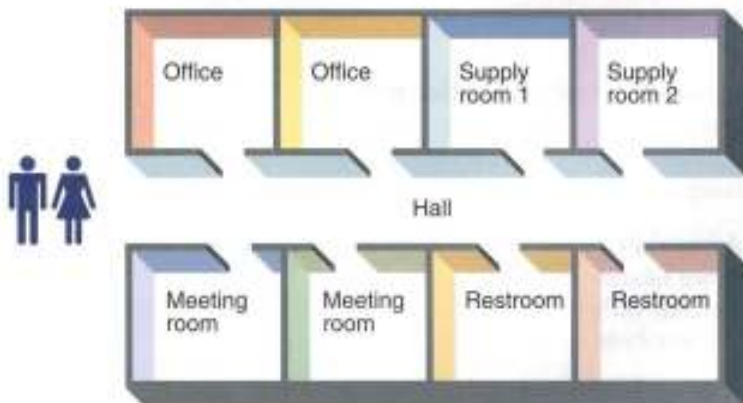
B. Listen again and repeat.

http://jeisee.com/tten/text/download/sound/?id=684&filename=U02_08_p26_B.mp3

C. Pair work. Now ask about places on the map.

A: Where are the _____s?

B: They're down the hall, on _____.



Left and Right

Left



Right



Model 3 Ask for directions. Give directions.

A. Listen and read.

http://jeisee.com/tten/text/download/sound/?id=685&filename=U02_09_p27_A.mp3

- A: Excuse me. I'm looking for the post office.
 B: The post office? It's on Main Street. It's next to the bank.
 A: Thanks.
 B: You're welcome.



B. Listen again and repeat.

http://jeisee.com/tten/text/download/sound/?id=686&filename=U02_10_p27_B.mp3

C. Pair work. Now talk about places on the map.

- A: Excuse me. I'm looking for the _____.
 B: The _____? It's _____.
 A: _____
 B: You're welcome.

↑ Thank you, Thanks



How to say it



It's across from the bank.



It's between the bank and the school.



It's next to the bank.

Do it yourself!

Pair work. Create a conversation from the picture. Ask for directions. Give directions.





Be: plural

We You They	} are in the supply room.	We You They	} are not in the office.
-------------------	---------------------------	-------------------	--------------------------



Contractions

we
you
they

} + are = { we're
you're
they're

we are + not = we're not

A. Complete the conversations. Write We're, They're, or they're.

- A: Are Sandra and Elena here?
B: No, they're not. _____ in the office.
- A: Are we in Meeting Room A?
B: No, we're not. _____ in Meeting Room B.
- A: Where are they? In the parking lot?
B: No, _____ not in the parking lot. They're in the supply room.
- A: Are the offices down the hall?
B: No, _____ across from the meeting room.

Are we Are you Are they	} partners?	Yes, { we you they } are.	No, { we're you're they're } not.
-------------------------------	-------------	---------------------------------	---

B. Complete the conversations. Write the words on the line.

- A: Are they in the supply room?
B: No, _____ not.
- A: Allen and Eva, _____ engineers?
B: Yes, we are.
- A: _____ here?
B: Yes, but they're in the restroom right now.

Be: information questions and question words

Where's the post office?	It's on Main Street.
What's your occupation?	I'm a cashier in the new restaurant.
Who are they?	Mary and Carmen.

C. Complete the questions. Choose words. Write the words on the line.

- Where are Luis and Paco? In the parking lot.
What / Where
- _____ your address? It's 10 Main Street.
What's / Who's
- Excuse me, _____ the bank? It's on Water Street.
Who's / Where's
- _____ in the parking lot? Donna.
Who's / What's
- _____ are you from? Guatemala.
What / Where

▶ Do it yourself!

A. Ask questions about the picture. Use **Where**, **Who**, and **What**.

- A: *Where's the restaurant?*
B: *It's next to the school.*

B. Personalization. Now tell your partner about a place in your neighborhood.

The bank is between the supermarket and the parking lot.





Authentic practice 1

With words you know, **YOU** can talk to this man.

A. Listen and read.

http://jeisee.com/tten/text/download/sound/?id=689&filename=U02_13_p30_A.mp3



Man: May I help you?

YOU: Yes. I'm looking for Manuel's Restaurant.

Man: Manuel's? It's right around the corner. On Hill Street. Do you know where that is?

YOU: Hill Street? Yes.

Man: Well, Manuel's is down that street . . . in the new building next to the parking lot. It's on the right-hand side of the street.

YOU: Excuse me?

Man: It's on Hill Street. On the right. Next to the parking lot.

YOU: Thanks.

Man: Sure. No problem.

B. Listen to the man. Read your part.

http://jeisee.com/tten/text/download/sound/?id=690&filename=U02_14_p30_B.mp3

C. Listen and read. Choose your response. Circle the letter.

http://jeisee.com/tten/text/download/sound/?id=691&filename=U02_15_p30_C.mp3

- "Do you know where the parking lot is?"
 - Oh, yes. It's next to Green's Supermarket.
 - Thanks.
- "It's on the right side of the street."
 - Well, good luck!
 - Next to the post office?
- "It's right around the corner."
 - I'm looking for the school.
 - On Lake Street?

D. Listen. Choose your response. Circle the letter.

http://jeisee.com/tten/text/download/sound/?id=692&filename=U02_16_p30_D.mp3

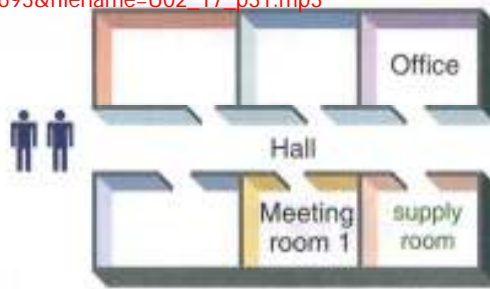
- Thank you very much.
 - Excuse me?
- Next to the parking lot? Good.
 - Oh, yes.
- Yes. I'm looking for the bank.
 - Yes. Excuse me.

Listening comprehension

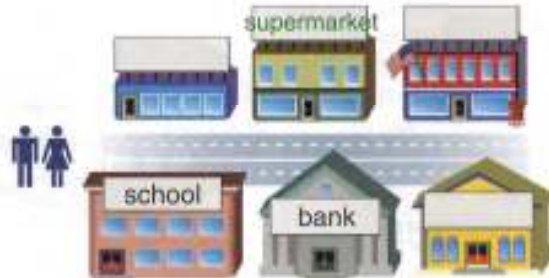
🎧 Listen to the conversations. Then listen again. Write the place on the map.

http://jeisee.com/tten/text/download/sound/?id=693&filename=U02_17_p31.mp3

1. Where's the supply room?



2. Where's the supermarket?



3. Where's the hospital?



▶ Do it yourself!

A. Use the map from question 3. Write your own response. Then read your conversation out loud with a partner.



I'm looking for the parking lot. Do you know where it is?

YOU _____



Excuse me?

YOU _____



Oh, thanks.

YOU _____

B. Discussion. Talk about places at work or in the neighborhood.



Reading

A. Look at the poster. Circle the occupations.

HELP WANTED

Get a good job at **CENTRAL HOSPITAL!**

NOW HIRING:

- Housekeepers
- Cooks
- Pharmacist Assistants
- Cashiers
- Office Managers
- Plumbers
- Ambulance Drivers
- Bus Drivers
- Respiratory Therapists
- Nurse's Aides

Open interviews
Saturday, November 12
9 a.m. to 5 p.m.

Central Hospital
 1200 West Street
 Dallas, Texas 79702
 (217) 555-7524

The hospital is across from the Bank of Texas.
 Park in the lot next to the bank.





B. Now read the poster. Check **yes** or **no**.

- | | yes | no |
|---|--------------------------|--------------------------|
| 1. The name of the workplace is Central Hospital. | <input type="checkbox"/> | <input type="checkbox"/> |
| 2. It's on Dallas Street. | <input type="checkbox"/> | <input type="checkbox"/> |
| 3. The zip code is 75240. | <input type="checkbox"/> | <input type="checkbox"/> |
| 4. Central Hospital is looking for office managers. | <input type="checkbox"/> | <input type="checkbox"/> |
| 5. The hospital is next to the Bank of Texas. | <input type="checkbox"/> | <input type="checkbox"/> |

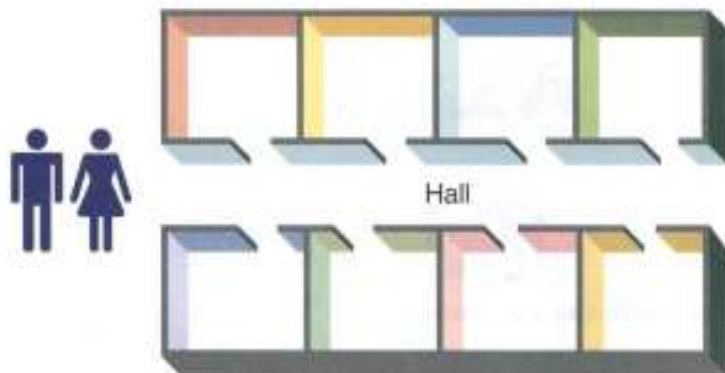
C. **Critical thinking.** Can they get jobs at Central Hospital? Write **yes** or **no**.

1. Mia Kim is a bus driver. yes
2. Todd Williams is a restaurant manager. _____
3. Hillary Dennis is a cook. _____
4. Sandra Morin is a teacher. _____
5. Kevin Chung is a mechanic. _____

Writing

- A.** Make a map of a workplace. Write the rooms and other places on your map. Use words from the box.

supply room restrooms entrance office meeting room



- B.** Complete these notes about your map.

I'm in the office right now. It's

Hi: _____

The books are in the supply room.

The supply room is _____

- C. Discussion.** Compare your map and notes with your partner's map and notes.

▶ Do it yourself! A class project

- A. Collaborative activity.**
Write a list of places in the neighborhood. Then make a map on the chalkboard.
- B. Discussion.**
Talk about the map.





Review

A. Vocabulary. Look at the pictures. Write places from the box. Write a or an.

post office	supply room	office	parking lot
-------------	-------------	--------	-------------



B. Vocabulary. Complete the sentences.

1. The bank is _____ the post office.



2. The hospital is _____ the parking lot.



C. Conversation. Choose your response. Circle the letter.

1. "Are Petra and Evan here?"

a. No, they're at work.

b. They're Petra and Evan.

2. "Excuse me. I'm looking for the old school."

a. Where is the school?

b. It's across from the parking lot.

3. "Thanks."

a. No problem.

b. It's down the hall.

D. Grammar. Complete the sentences. Write is, Are, or 're not.

1. A: Where _____ the hospital?

B: The hospital _____ next to the bank.

2. A: _____ you in Meeting Room 1?

B: No, we _____.

E. Writing. Answer the questions.

1. Where is the supermarket? On Main Street Next to the bank

2. Where is your supermarket? _____

3. Where is your school? _____

▶ Do it yourself!

1. Point. Name the places.

A bank

2. Point. Talk about the people.

They're students.

3. Create conversations for the people.

A: Excuse me. Where's the post office?

B: It's across from the restaurant.

4. Say more about the picture. Use your own words. Say as much as you can.



Now I can

- talk about places.
- ask for directions.
- give directions.
- _____